

ZAZA2 CT10

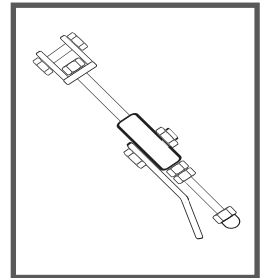
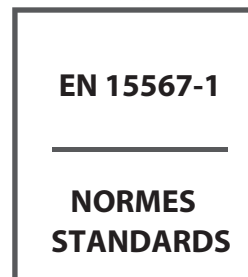
CHAIN TENSIONER TENDEUR DE CHAINE



SOLD WITHOUT CHAIN
VENDU SANS CHAINE

ADVANTAGES / AVANTAGES

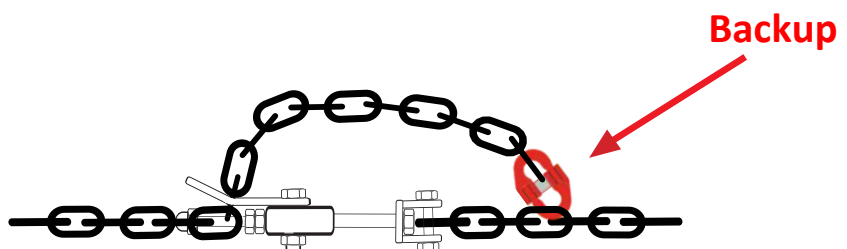
- Easy to install / Facile à installer
- Adaptable to the growth of the tree
Adaptable à la croissance de l'arbre



Longueur de chaine = (périmètre ARBRE + CALES+20cm) MINIMUM
length of the chain = (perimeter of the tree + wooden wedges+20Cm) MINIMUM



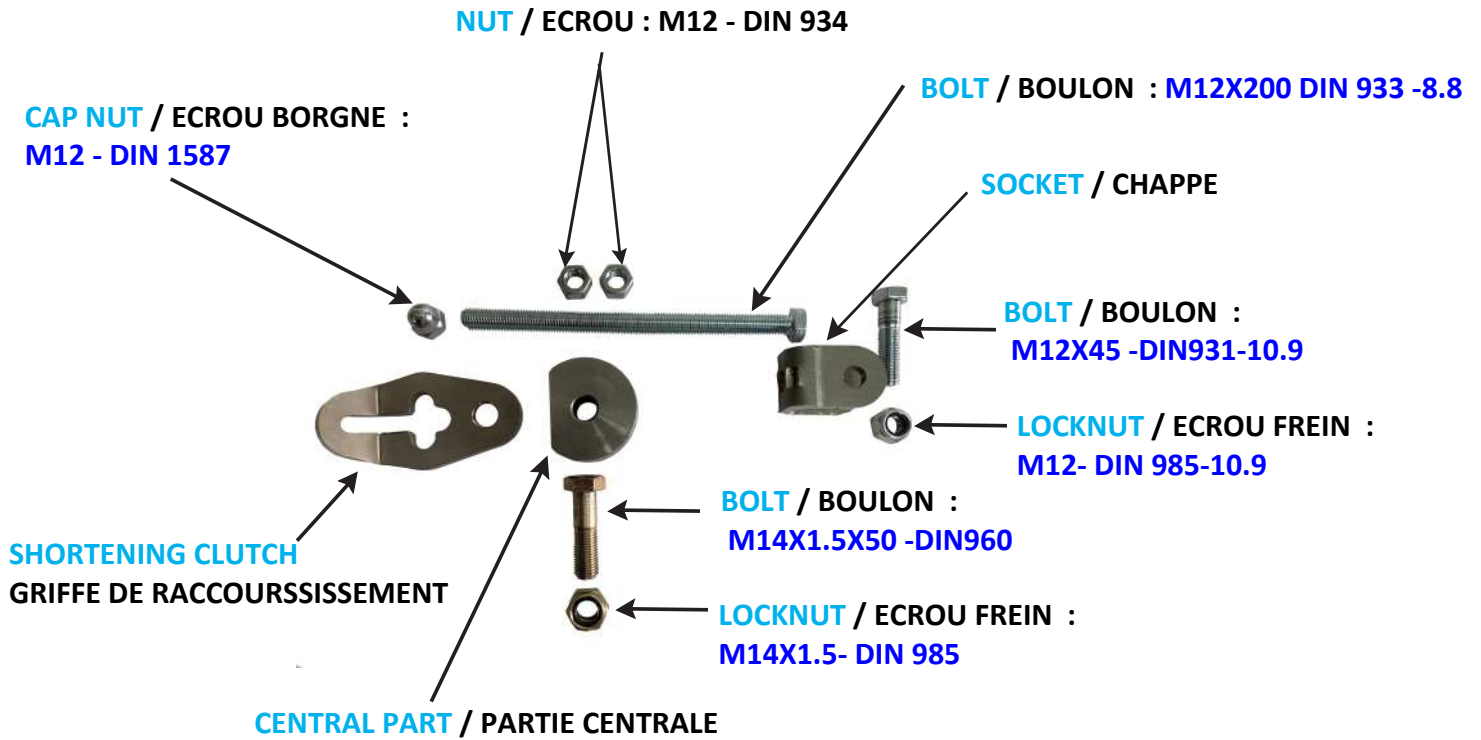
Provide a Backup
Prévoir un Backup



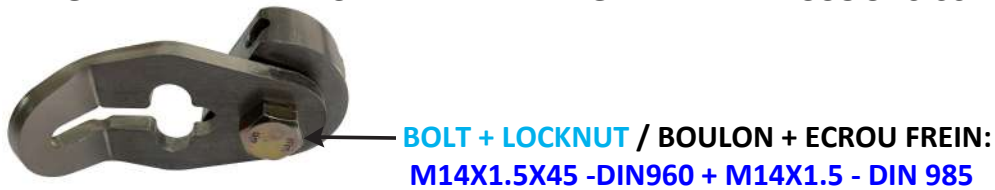
Remove any deformed, worn or cracked Parts from service
Mettre hors service toute pièces déformées, usées ou fissurées

Opération 1


ASSEMBLY / ASSEMBLAGE



1 CENTRAL PART & SHORTENING CLUTCH ASSEMBLY ASSEMBLAGE DE LA PARTIE CENTRALE ET LA GRIFFE DE RACCOURSSISEMENT



2 SOCKET, CHAIN & BOLT ASSEMBLY / ASSEMBLAGE DE LA CHAPPE + CHAINE



3 FINAL ASSEMBLY / ASSEMBLAGE FINAL


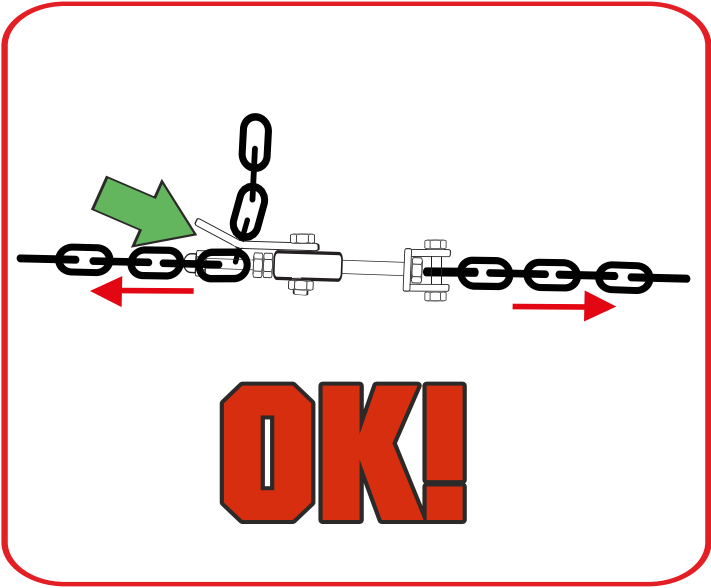


Opération 2

RECOMMANDATION OF ASSEMBLY




Check the good positioning of the chain / Vérifier le bon positionnement de la chaîne



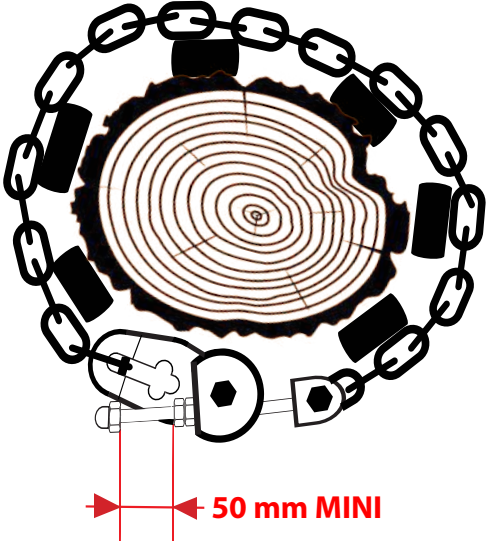
The chain must pull in the same line of the bolt
La chaîne doit tirer dans l'axe du boulon

Adjustments / Réglages

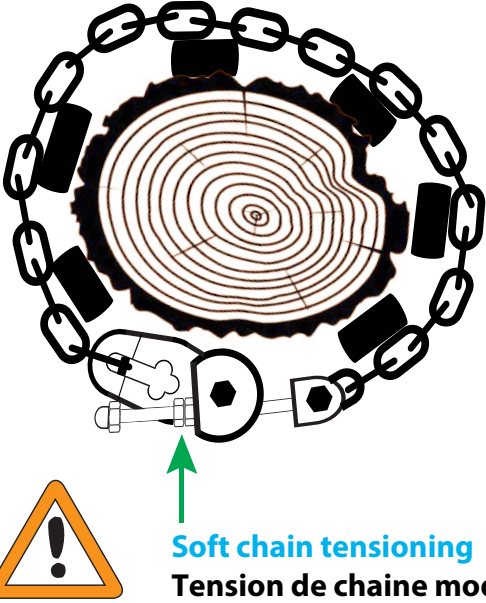
NORMES DE MONTAGE
STANDARDS OF ASSEMBLY



EN 15567-1
EN 13411-1/7
STANDARDS - ACCT



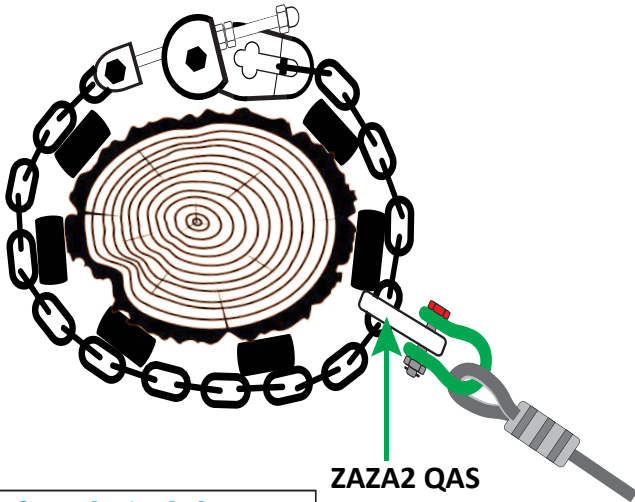
Ajustment to the growth of the tree
Ajustement à la croissance de l'arbre



Soft chain tensioning
Tension de chaîne modérée

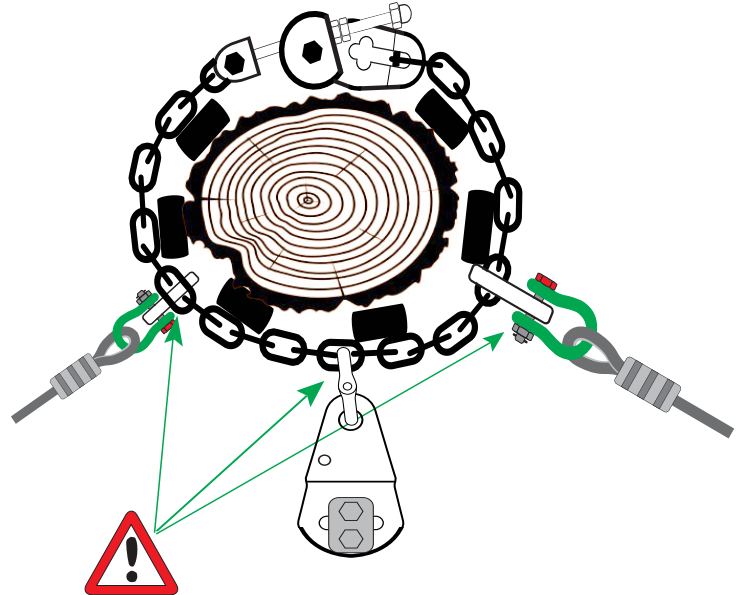
Opération 3

CONNECTION ON THE CHAIN CONNECTION SUR LA CHAÎNE



ZAZA2 QAS

cf. technical sheet
of the manufacturer
cf. notice technique
du fabricant



MULTIPLE CONNECTIONS → SUM OF THE TENSION = MAX 28 kN
CONNECTIONS MULTIPLES → SOMME DES TENSIONS = 28kN MAX

ADVICE / CONSEIL

Mount the ZAZA2 CT 10 out of reach user
Monter le ZAZA2 CT 10 hors de portée de l'utilisateur

