

# ZAZA2 CT13

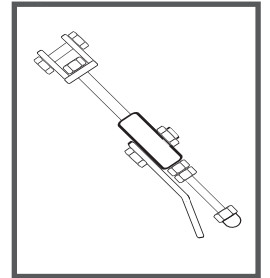
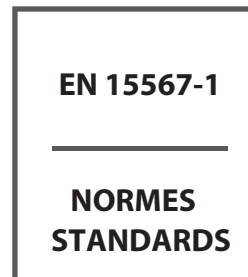
CHAIN TENSIONER TENDEUR DE CHAINE



SOLD WITHOUT CHAIN  
VENDU SANS CHAINE

## ADVANTAGES / AVANTAGES

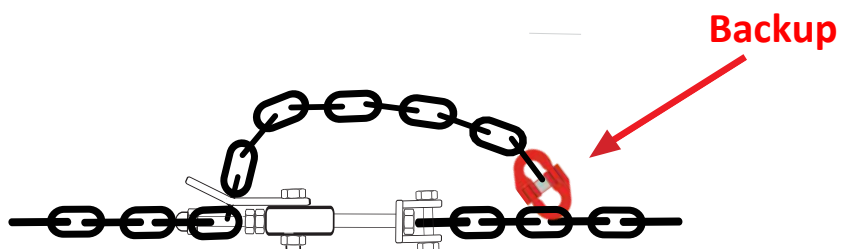
- Easy to install / Facile à installer
- Adaptable to the growth of the tree  
Adaptable à la croissance de l'arbre



length of the chain = (perimeter of the tree + wooden wedges+20Cm) MINIMUM  
Longueur de chaine = (périmètre ARBRE + CALES+20Cm) MINIMUM



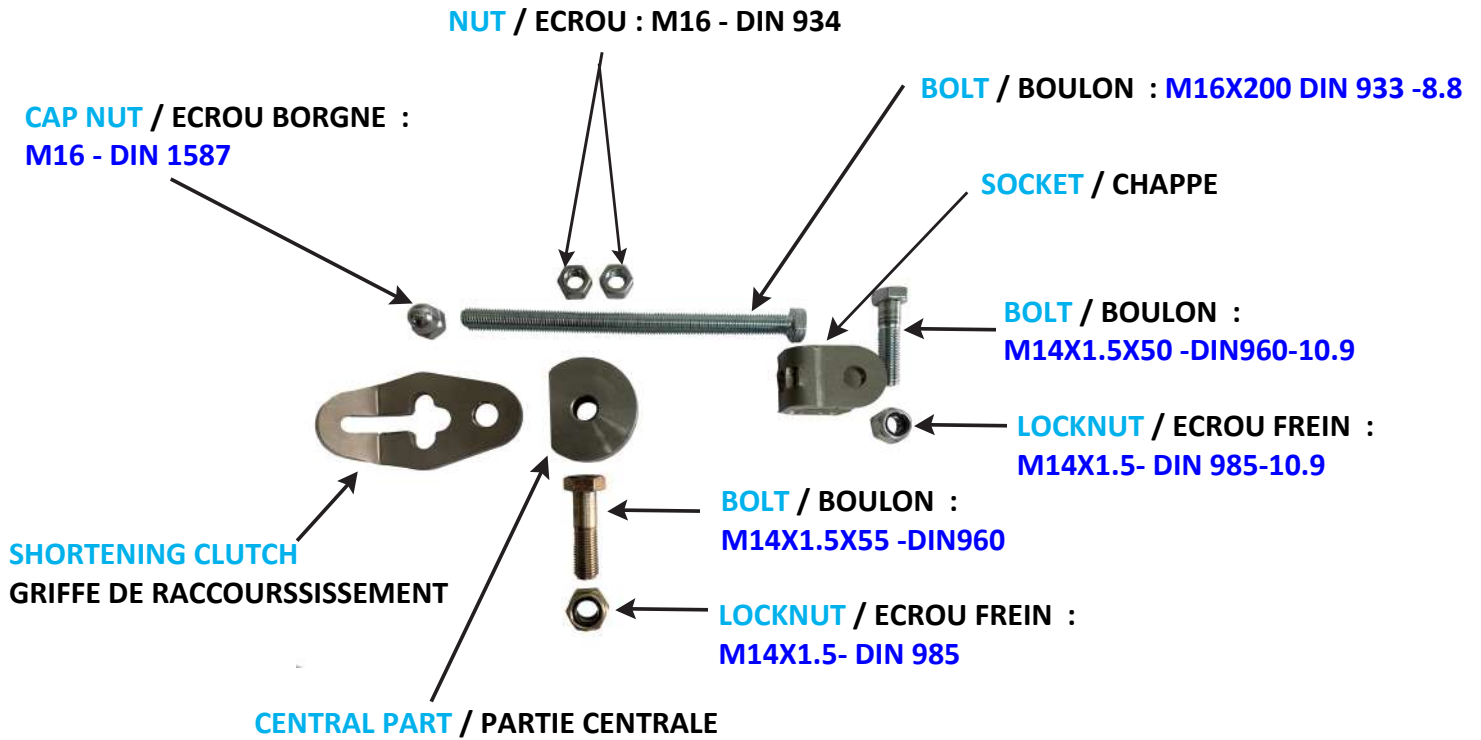
Provide a Backup  
Prévoir un Backup



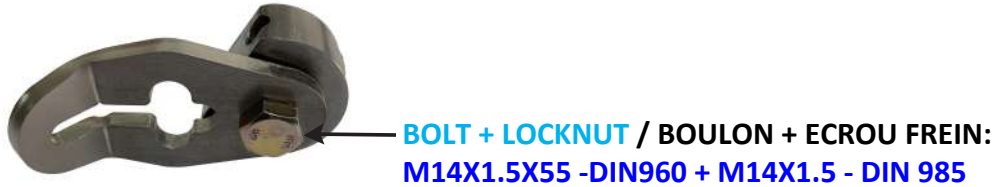
Disable deformed, worn or cracked chains  
Mettre hors service les chaines déformées, usées ou fissurées

## Opération 1


# ASSEMBLY / ASSEMBLAGE



## 1 CENTRAL PART & SHORTENING CLUTCH ASSEMBLY ASSEMBLAGE DE LA PARTIE CENTRALE ET LA GRIFFE DE RACCOURSSISEMENT



## 2 SOCKET, CHAIN & BOLT ASSEMBLY / ASSEMBLAGE DE LA CHAPPE + CHAINE



## 3 FINAL ASSEMBLY / ASSEMBLAGE FINAL

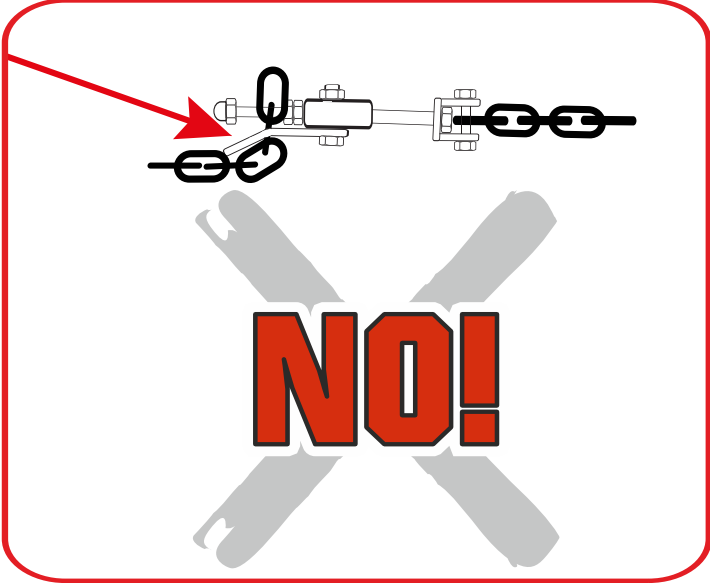
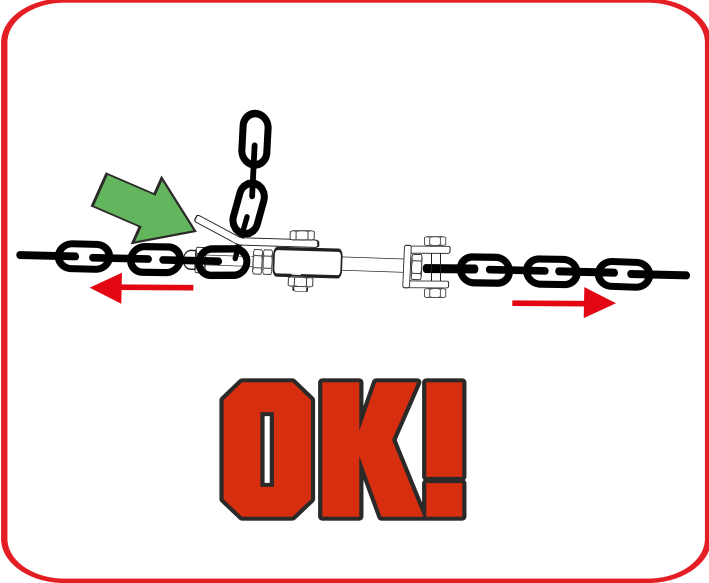


**Opération 2**

**RECOMMANDATION OF ASSEMBLY**



Check the good positioning of the chain / Vérifier le bon positionnement de la chaîne



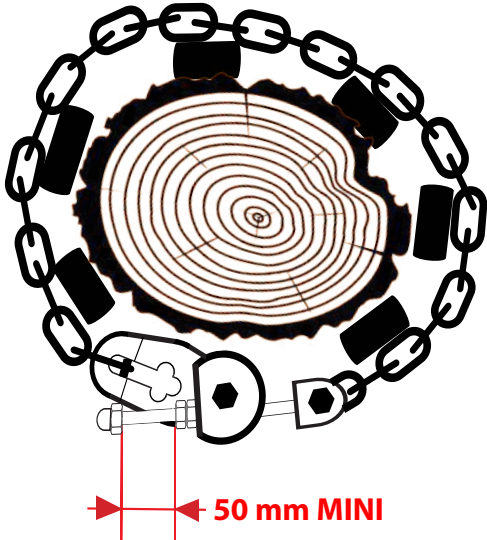
The chain must pull in the same line of the bolt  
La chaîne doit tirer dans l'axe du boulon

**STANDARDS OF ASSEMBLY**  
**NORMES DE MONTAGE**

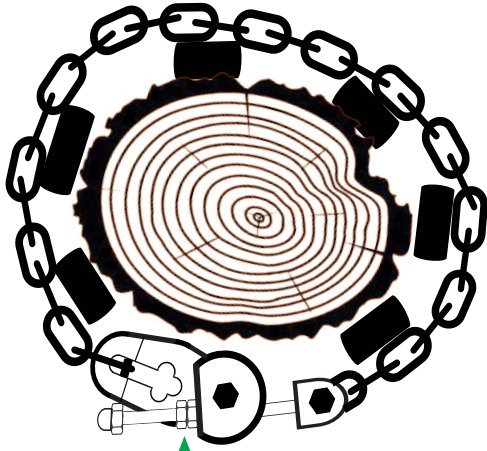


EN 15567-1  
EN 13411-1/7  
STANDARDS - ACCT

**Adjustments / Réglages**



Adjustment to the growth of the tree  
Ajustement à la croissance de l'arbre



Soft chain tensioning  
Tension de chaîne modérée

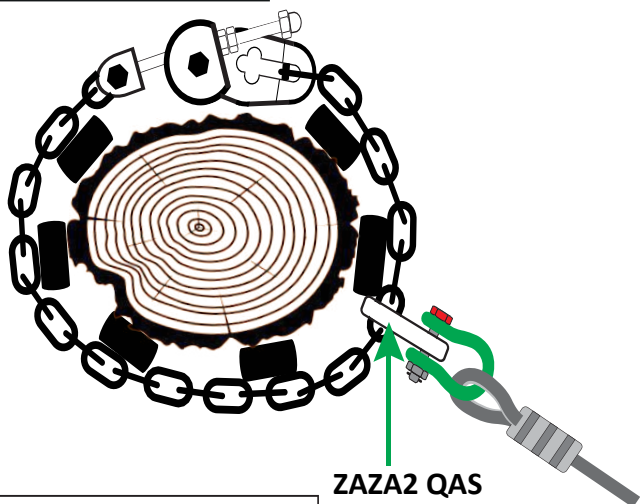
### Opération 3

### CONNECTION ON THE CHAIN CONNECTION SUR LA CHAÎNE

### STANDARDS OF ASSEMBLY NORMES DE MONTAGE

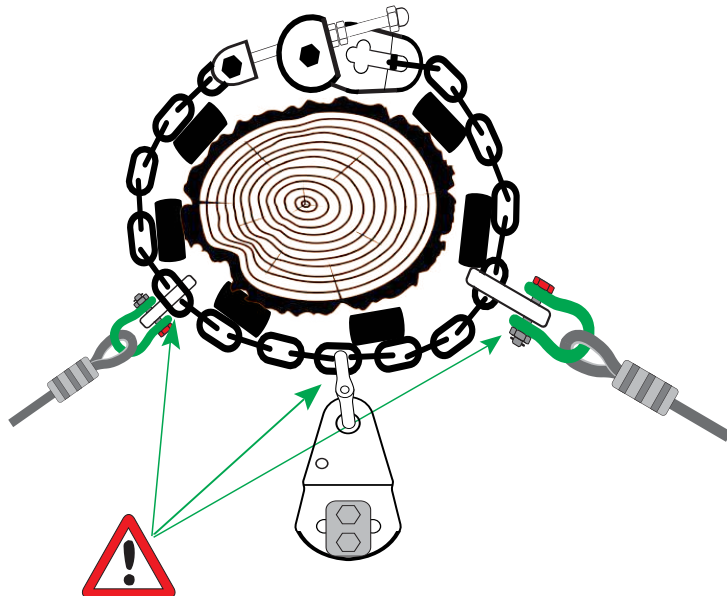


EN 15567-1  
EN 13411-1/7  
STANDARDS - ACCT



ZAZA2 QAS

cf. technical sheet  
of the manufacturer  
cf. notice technique  
du fabricant



**MULTIPLE CONNECTIONS → SUM OF THE TENSION = MAX 40 kN**  
**CONNECTIONS MULTIPLES → SOMME DES TENSIONS = 40kN MAX**

### ADVICE / CONSEIL

**Mount the ZAZA2 CT 13 out of reach user**  
**Monter le ZAZA2 CT 13 hors de portée de l'utilisateur**

